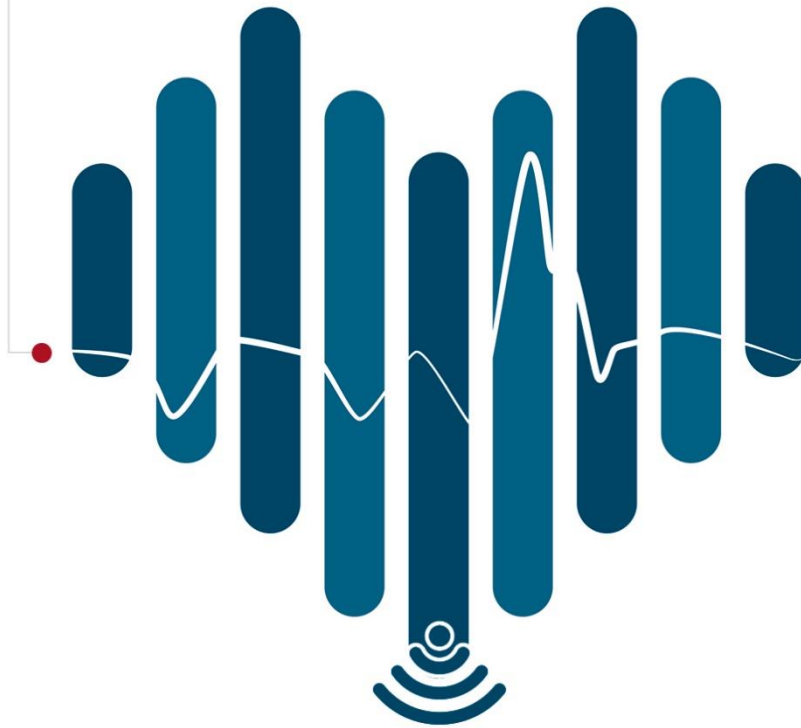


EHRA 2022 POST-EVENT REPORT



EHRA 2022



3-5 | **Copenhagen •**
April | **& Online**

www.escardio.org/EHRA-congress | #EHRA2022



CONTENTS

1. GENERAL INFORMATION	3
1.1. Quick facts & figures	3
1.2. History	3
1.3. EHRA 2022 Scientific Programme Committee	4
1.4. Venue	5
1.5. Schedule	6
2. SCIENTIFIC PROGRAMME.....	7
2.1. Key figures.....	7
2.2. Schedule Overview.....	7
2.2.1 Scientific and Educational Programme	8
2.2.2 Abstracts and Clinical Cases Programme	9
2.3. Contributors	9
2.3.1. Invited Faculty.....	10
2.3.2. Abstract and Clinical Cases Presenters	14
2.4. Programme attendance	17
3. REGISTRATION & PARTICIPATION	20
3.1. Registration Overview.....	20
3.2. Registration by origin	21
3.3. Delegate profile.....	23
4. EVENT PLATFORM.....	25
4.1. Platform	25
4.2. Interactions	27
4.3. Interludes	28
4.3.1. Slides (waiting, transition, technical)	28
4.3.2. Interludes (promo videos) and daily countdowns	29
4.3.3. Intro/outro	30
4.4. Online Platform Participation	31
4.5. Video on Demand figures	35
5. INDUSTRY	38
5.1. Industry participation.....	38

1. GENERAL INFORMATION

1.1. Quick facts & figures

EHRA 2022 is the annual congress of the European Heart Rhythm Association (EHRA) of the European Society of Cardiology.

4,780 participants

3,735 registered delegates (60% Onsite in Copenhagen)
1,015 exhibitors & 30 press
96 countries represented

269 Faculty from 39 countries

123 Scientific and Educational Programmes sessions

- 72 Scientific sessions
- 51 Abstract-based sessions

3 Special events

742 contributors to the Programme

- 262 invited faculty (chairpersons, speakers, discussants, judges) – 36 countries represented
- 510 presenters (abstracts, clinical case) – 45 countries represented

Abstracts & Clinical Cases Contributions to the programme

- 1,096 abstract submitted / 719 accepted / 628 Presented
- 74 clinical case submitted / 28 accepted / 20 Presented
- 34 Late-Breaking Science Applications / 9 accepted

5 Lecture rooms (2 live streamed), no pre-recorded sessions

20 Satellite Symposia

1 490 m² exhibition - 51 Stands (incl. 42 Onsite & EHRA Stand)

No printed Final Programme

No Mobile App

CME Credits: 10 credits

1.2. History

Europace 2009	Europace 2011	EHRA EUROPACE 2013	EHRA EUROPACE 2015	EHRA 2018	EHRA 2019	EHRA 2022
Berlin, Germany	Madrid, Spain	Athens, Greece	Milan, Italy	Barcelona, Spain	Lisbon, Portugal	Copenhagen, Denmark
21-24 June	26-29 June	23-26 June	21 – 24 June	18 -20 March	17 - 19 march	3 – 5 April

1.3. EHRA 2022 Scientific Programme Committee

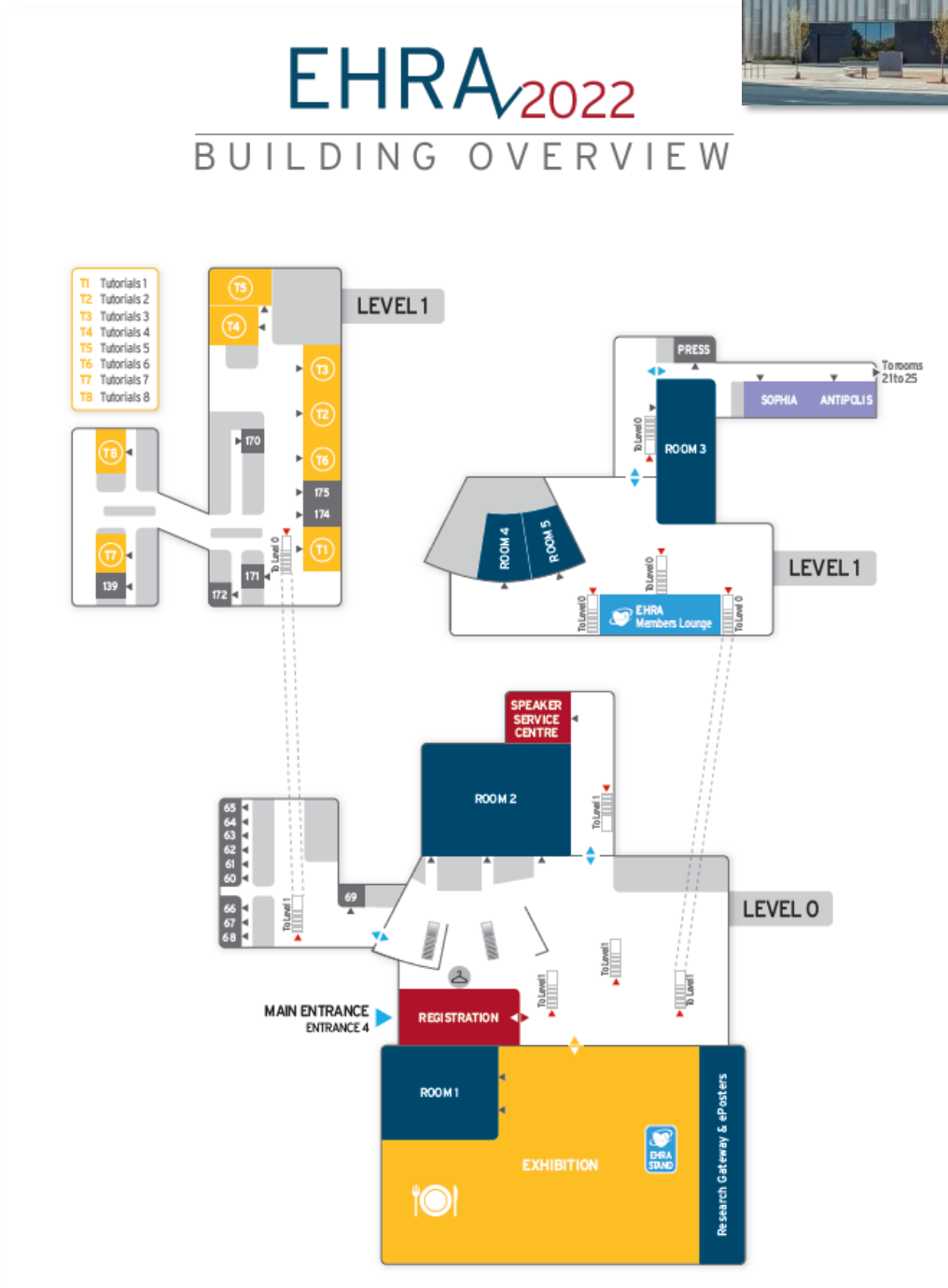
SPC Chair	Isabelle C Van Gelder	The Netherlands
SPC Co-Chair	Tom De Potter	Belgium
AF ablation	Dipen Shah	Switzerland
	Luigi di Biase	USA
	Micaela Ebert	Germany
Live case AF ablation	Lluis Mont	Spain
VT ablation	Josef Kautzner	Czechia
	Frederic Sacher	France
	Thomas Deneke	Germany
Live cases VT ablation	Christian De Chillou	France
SVT	Demosthenes Katritsis	Greece
Pediatrics/GUCH	Joris Ector	Belgium
PM, ICD	Mauro Biffi	Italy
	Jonathan Behar	UK
	Francesco Zanon	Italy
	Frieder Braunschweig	Sweden
CRT & lead extraction	Kevin Vernoooy	The Netherlands
	Archana Rao	UK
	Rasmus Borgquist	Sweden
	Mario Martins Oliveira	Portugal
ECG, Rhythm diagnostics & syncope	Angel Moya I Mitjans	Spain
	Pascal Defaye	France
	Nicholas Gall	UK
	Kristine Jubele	Latvia
Imaging techniques	Mark O'Neill	UK
SCD	Xavier Jouven	France
	Nikolaos Dargès	Germany
Clinical AF, Stroke&anticoagulation	Michiel Rienstra	The Netherlands
	Jan Steffel	Switzerland
	Przemyslaw Piotr Mitkowski	Poland
Abstract chair	Stylianos Tzeis	Greece
Inherited cardiopathies (ECGEN rep)	Jacob Tfelt-Hansen	Denmark
WGCE rep	Ana Gomez	France
Digital	Emma Svennberg	Sweden
	Mintu Turakhia	USA
Patients representative	Inga Drossart	

1.4. Venue

Bella Center, Entrance 4

Center Blvd. 5, 2300 København, Danmark

<https://www.bellacentercopenhagen.dk/>



1.5. Schedule

	SATURDAY 2 APRIL	SUNDAY 3 APRIL	MONDAY 4 APRIL	TUESDAY 5 APRIL
Registration	15:00 - 18:00	7:30 - 19:30	7:30 - 19:40	7:30 - 15:30
Speaker Service Centre	15:00 - 18:00	7:30 - 19:30	7:30 - 19:40	7:30 - 15:30
Scientific sessions	-	8:20* - 20:00	8:30 - 20:10	8:30 - 15:30
Exhibition	-	9:00 - 18:00	9:00 - 18:00	9:00 - 15:30
Members Lounge	-	7:30 - 19:30	7:30 - 19:40	7:30 - 15:30

2. SCIENTIFIC PROGRAMME

2.1. Key figures

123 Scientific and Educational Programmes sessions

- 72 Scientific sessions
- 51 Abstract-based sessions

3 Special events

742 contributors to the Programme

- 262 invited faculty (chairpersons, speakers, discussants, judges) – 36 countries represented
- 510 presenters (abstracts, clinical case) – 45 countries represented

Abstracts & Clinical Cases Contributions to the programme

- 1096 abstract submitted / 719 accepted / 628 Presented
- 74 clinical case submitted / 28 accepted / 20 Presented
- 34 Late-Breaking Science Applications / 9 accepted

2.2. Schedule Overview

NEW in 2022

- The Scientific Programme was organised over 5 rooms – room 1 & 2 were live broadcasted online on the congress platform on channel 1 & 2. The online audience was able to follow the live sessions and interact via an online chat (commenting and asking questions). Questions from the online audience were relayed by the chairpersons of the session.
- Per the statement released by the ESC on 4 March 2022 regarding the war in Ukraine, the ESC currently did not accept active contributors to the scientific programme from Russian and/or Belarusian institutions.

The **schedule of the event** was as follow:

Sunday 3 April

- Live sessions – 8:20 AM – 7:05 PM – 5 rooms running in parallel
- Inaugural session – 9:30 AM – 10:50 AM
- Live Abstract Presentation & Discussions – 3 slots of 45 minutes - 3 rooms running in parallel
- Moderated ePosters sessions – 4 sessions of 45 minutes – 2 zones running in parallel

Monday 4 April

- Live sessions – 8:30 AM – 7:15 PM – 5 rooms running in parallel
- Live Abstract Presentation & Discussions – 3 slots of 45 minutes - 3 rooms running in parallel
- Moderated ePosters sessions – 4 sessions of 45 minutes – 2 zones running in parallel

Tuesday 5 April

- Live sessions – 8:30 AM – 3:05 PM – 5 rooms running in parallel
- Live Abstract Presentation & Discussions – 2 slots of 45 minutes - 3 rooms running in parallel
- Moderated ePosters sessions – 2 sessions of 45 minutes – 2 zones running in parallel
- Closing session – 3:15 – 3:30 PM

All sessions were available on the congress platform the day after the live session for VOD consultation

2.2.1 Scientific and Educational Programme

Session type	2022
Scientific and Educational Programme	72
Case-Based Session	5
Debate Session	5
Guidelines in Practice	3
How To ...	8
Late-Breaking Science	2
Meet the Experts	3
Special Session	10
Symposium	36
Special Event	(3)
Abstract-based Programme	51
Abstract Sessions	22
Award Sessions	3
Clinical Cases	3
e-posters	3
Moderated Posters	20

9 Joint sessions

Heart Rhythm Society (HRS)

Role of atrial appendage closure in stroke prevention

Heart Failure Association (HFA)- Atrial fibrillation (AF) in HF_rEF, HF_mrEF and HF_pEF: does it make any difference?

Latin American Heart Rhythm Society (LAHRS)- Your worst nightmares in the lab: what to do and what not to repeat?

Japanese Heart Rhythm Society (JHRS)- Clinical impact of a syncope

ESC Council on Stroke - Prolonged rhythm monitoring is not enough for stroke prevention - the need for qualified judgement

Asia Pacific Heart Rhythm Society (APHRS) - The future of atrial fibrillation (AF) ablation around the world

Chinese Society EP (CSPE) - News on supraventricular tachycardia

Canadian Heart Rhythm Society (CHRS) - Modern approaches to the management of supraventricular tachycardias

2.2.2 Abstracts and Clinical Cases Programme

Featured in the Programme:

- 627 abstract presentations
- 20 clinical case presentations
- 510 abstract and clinical case presenters from 45 countries

Abstract and Clinical Case Submissions and Acceptances

	2019	2019	2020	2020	2021	2021	2022	2022
	Abstract	Clinical case	Abstract	Clinical case	Abstract	Clinical case	Abstract	Clinical case
TOTAL Abstracts SUBMITTED	1403	228	1222	127	906	87	1096	74
Abstract ACCEPTED	982	50	889	61	629	21	719	28
% Acceptance	70%	21,90%	72,74%	48%	69,40%	24%	66%	38%
Accepted withdrawn	97		45	7	62	0	91	8
Total presented	935		844	54	567	21	628	20

Submissions have nearly returned to Pre-COVID Levels (1096 in 2022 vs 1222 in 2020)

The high number of accepted withdrawn this year is explained by the exclusion of abstract submissions exclusively from Russian and/or Belarusian institutions.

2.3. Contributors

Contributors to the Programme – Overview of Invited Faculty and Presenters:

There were **742** active programme contributors from **51** countries, representing **1?175** roles.

The number of programme contributors (invited faculty and presenters combined) does not equal the total of invited faculty and presenters. This is explained by the fact that several persons fulfilled both faculty and presenter roles and were, therefore, included in both groups. These contributors were, however, counted only once in the overview below.

Gender and Region Overview of Contributors

Gender	# persons	%	# roles	%
Female	217	29,3%	336	28,6%
Male	524	70,6%	838	71,3%
Other	1	0,1%	1	0,1%
Grand total	742		1175	

Region	# persons	%	# roles	%
Africa (non-ESC)	N/A		N/A	
Asia Pacific	40	5,4%	50	4,2%
ESC	644	86,8%	1045	89%
North America	53	7,1%	74	6,3%
South & central America	5	0,7%	6	0,5%
Grand total	742		1175	

2.3.1. Invited Faculty

The focus of this section of the report is on invited faculty (role speaker, chairperson, discussant) in the Scientific & Educational Programme, chairperson and judge in the Abstract-Based Programme.

There was a total of **262** invited faculty representing **36** countries and **528** roles.

Year	2022
Faculty number of roles	528
Chairperson	147
Speaker	259
Judges	28
Discussant	9
Live Abstract / Clinical Case Moderators	85
Total number of Faculty	262

Role distribution per Invited Faculty

Number of Roles	2022
1	150
2	100
3	72
4	52
5+	154
Total	528

Age range

Age range	# Faculty	%
Below 40	21	8%
40 to 70	231	88%
Above 70	10	4%
Total	262	100

Invited Faculty by Gender

Gender	# persons	%	# roles	%
Female	47	18%	114	21,5%
Male	215	82%	414	78,5%
Grand total	262		528	

Invited Faculty by Region

Region	# persons	% s	# roles	%
Africa (non-ESC)	N/A		N/A	
Asia Pacific	17	6,5%	21	4%
ESC	205	78,2%	452	85,6%
North America	37	14,1%	51	9,6%
South & central America	3	1,2%	4	0,8%
Grand total	262		528	

Comparison 2019-2022

Gender	2019		2020		2021		2022	
Female	67	17%	85	21%	60	23%	47	18%
Male	320	83%	312	78%	195	76%	215	82%
Grand total	387		397		255		262	

Region	2019		2020		2021		2022	
Africa (non-ESC)	2	0.5%	2	0,5%	3	1%	0	
Asia Pacific	20	5%	21	5%	15	6%	17	6,5%
ESC	324	84%	327	82%	212	83%	205	78,2%
North America	36	9%	42	11%	23	9%	37	14,1%
South & central America	5	1%	5	1.25%	2	0,8%	3	1,2%
Grand total	387		397		255		262	

Invited Faculty - Remote participation

This year, exceptions were made to allow remote participation for a selected number of faculty outside of EU to allow them to participate to the congress despite strict travel restrictions due to the Covid crisis.

Faculty	# persons	%	# roles	%
Remote participation	32	12%	36	7%
Onsite participation	230	88%	492	93%
Grand total	262		528	

Invited Faculty by Country by Most to Least Represented

Top 9 countries highlighted

Country	# Faculty
Germany	34
Netherlands (The)	30
United States of America	28
UK	23
France	20
Belgium	17
Italy	11
Spain	11
Switzerland	11
Canada	9
Sweden	9
Austria	6
Poland	5
Australia	4
China	4
Czechia	4
Denmark	4
Greece	4
Japan	4
Portugal	3
Turkey	3
Croatia	2
Israel	2
Korea (Republic of)	2
Brazil	1
Colombia	1
Egypt	1
Hong Kong	1
Hungary	1
Latvia	1
New Zealand	1
Norway	1
Serbia	1
Slovakia	1
Thailand	1
Uruguay	1
Grand Total	262

Comparison 2019-2022

	2019	2020	2021	2022
Total Invited Faculty	387	397	255	262
Countries represented	50	44	39	36

2.3.2. Abstract and Clinical Cases Presenters

Abstract and Clinical case Presenters Profile:

Presenters age group

Age range	Abstract Presenters	%	Clinical case Presenters	%
Below 40	336	68%	11	58%
40 to 70	152	31%	8	42%
Above 70	3	1%		
Total	491		19	

Overview by Gender and Region

Gender	# persons	%	# roles	%
Female	166	33,8%	214	34,1%
Male	324	66%	412	65,7%
Other	1	0,2%	1	0,2%
Grand total	491		627	

Region	# persons	%	# roles	%
Africa (non-ESC)	0		0	
Asia Pacific	23	4,7%	29	4,6%
ESC	448	91,2%	573	91,4%
North America	18	3,7%	23	3,7%
South & central America	2	0,4%	2	0,3%
Grand total	491		627	

Country Representation
Top 9 countries highlighted

	Abstract Presenters	Clinical case Presenters	Total
Italy	59	3	62
Germany	60	1	61
Netherlands (The)	59		59
UK	42		42
Spain	31		31
Portugal	27	2	29
Denmark	25	1	26
Switzerland	24	2	26
France	17	1	18
Hungary	15		15
United States of America	15		15
Czechia	14		14
Belgium	11	1	12
Sweden	9	1	10
Greece	7	2	9
Slovenia	5	2	7
Ukraine	7		7
Israel	5	1	6
Poland	6		6
Turkey	5		5
China	4		4
Croatia	4		4
Japan	4		4
Korea (Republic of)	4		4
Norway	4		4
Austria	2	1	3
Uzbekistan	3		3
Canada	2		2
Finland	2		2
India	2		2
Kazakhstan	2		2
Romania	2		2
Serbia	2		2
Armenia	1		1
Bosnia and Herzegovina	1		1
Brazil	1		1
Colombia	1		1

Egypt	1		1
Estonia	1		1
Indonesia	1		1
Lithuania	1		1
Mexico	1		1
New Zealand	1		1
Singapore	1		1
Taiwan	1		1
Grand Total	491	19	510

Comparison 2021-2022

	2021	2022
Abstract / Case presented	588	627
Number of presenters	478	491
Countries represented	54	45

From 2021, the posters have been made available online as ePosters and were published on the congress platform 1 day prior the start of the congress in the Research Gateway (Abstract & Clinical case online gallery). Onsite participation was not mandatory for ePosters presenters (online registration was accepted).

2.4. Programme attendance

Top 10 attended sessions (based on onsite audience)

Room	Session date	Session type	Session Title	Onsite Attendance	LIVE Online audience
Room 1	Sunday 3 April	Late-Breaking Science	Late Breaking Clinical Trials I - devices and prevention sudden cardiac death	443	465
Room 1	Monday 4 April	Debate Session	Primary prophylactic implantable cardioverter-defibrillator (ICD) implantation in this era with new heart failure therapies	384	308
Room 3	Sunday 3 April	Debate Session	How to manage cardiac resynchronisation therapy (CRT) challenges I	381	N/A
Room 4	Sunday 3 April	Abstract Sessions	News from ventricular ablation	350	N/A
Room 4	Monday 4 April	How To ...	How to perform challenging idiopathic ventricular tachycardia (VT)/premature ventricular contractions (PVC) ablation	331	N/A
Room 2	Sunday 3 April	Special Event	Inaugural session and Honorary Lectures	330	500
Room 2	Sunday 3 April	Special Session	Live case session I: ventricular tachycardia (VT) ablation	325	264
Room 2	Monday 4 April	Symposium	How to ablate persistent atrial fibrillation (AF) beyond pulmonary vein isolation (PVI)	320	271
Room 4	Monday 4 April	Symposium	Sudden death in children and the young	291	N/A
Room 1	Monday 4 April	Special Session	Hein Wellens Memorial ECG session	288	392

10 Least attended sessions (based on onsite audience)

Room	Session Start	Session type	Session Title	Onsite Attendance	LIVE Online audience
Room 4	Monday 4 April	Symposium	Atrial fibrillation (AF) ablation and dementia	20	N/A
Room 4	Monday 4 April	Symposium	Clinical impact of a syncope - Joint session with the Japanese Heart Rhythm Society (JHRS)	26	N/A
Room 3	Monday 4 April	Symposium	Adjust to the new rhythm: the post-pandemic EHRA	29	N/A
Room 4	Tuesday 5 april	How To ...	Ablation and device therapy in the pediatric population	32	N/A
Room 3	Monday 4 April	Symposium	Cardiac pathology and arrhythmogenicity: how can imaging help us?	38	N/A
Room 4	Monday 4 April	Abstract Sessions	A variety of new on electrophysiology	39	N/A
Room 3	Sunday 3 April	Award Sessions	Young Investigator Award - Basic and Translational Science	41	N/A
Room 5	Monday 4 April	Abstract Sessions	Genetics and basic in atrial fibrillation and other arrhythmias: is there news?	43	N/A
Room 5	Tuesday 5 april	Guidelines in Practice	Obesity, diet, and cardiac arrhythmias: mechanisms and clinical implications	44	N/A
Room 3	Sunday 3 April	Symposium	Atrial fibrillation (AF) in HFrEF, HFmrEF and HFpEF: does it make any difference? - Joint session with Heart Failure Association (HFA)	45	N/A

Attendance per time slot- Comparison with previous years

Date	Start Time	EHRA 2018	EHRA 2019	EHRA 2022
		Spain	Portugal	Copenhagen
Sunday	08:00	80	N/A	162
	08:30	1158	1307	1204
	11:00	1510	2057	2161
	14:00	1238	1579	237
	15 :30	N/A	52	633
	16:30	860	1194	726
	18:15	N/A	N/A	53
	TOTAL	4,846	6,189	5,176
Monday	08:00	206	82	N/A
	08:30	1092	1340	820
	10:00	62	130	N/A
	11:00	1484	1656	1928
	14:00	1250	1275	1310
	16:30	754	760	673
	TOTAL	4,848	5,243	4,731
Tuesday	08 :00	N/A	46	N/A
	08:30	884	866	351
	09:30	N/A	88	559
	10:10	93	N/A	N/A
	11:00	1023	921	1058
	12:30	80	N/A	217
	14:00	550	261	377
	16:30	N/A	N/A	N/A
	TOTAL	2,630	2,182	2,562
GRAND TOTAL	12,324	13,614	12,469	

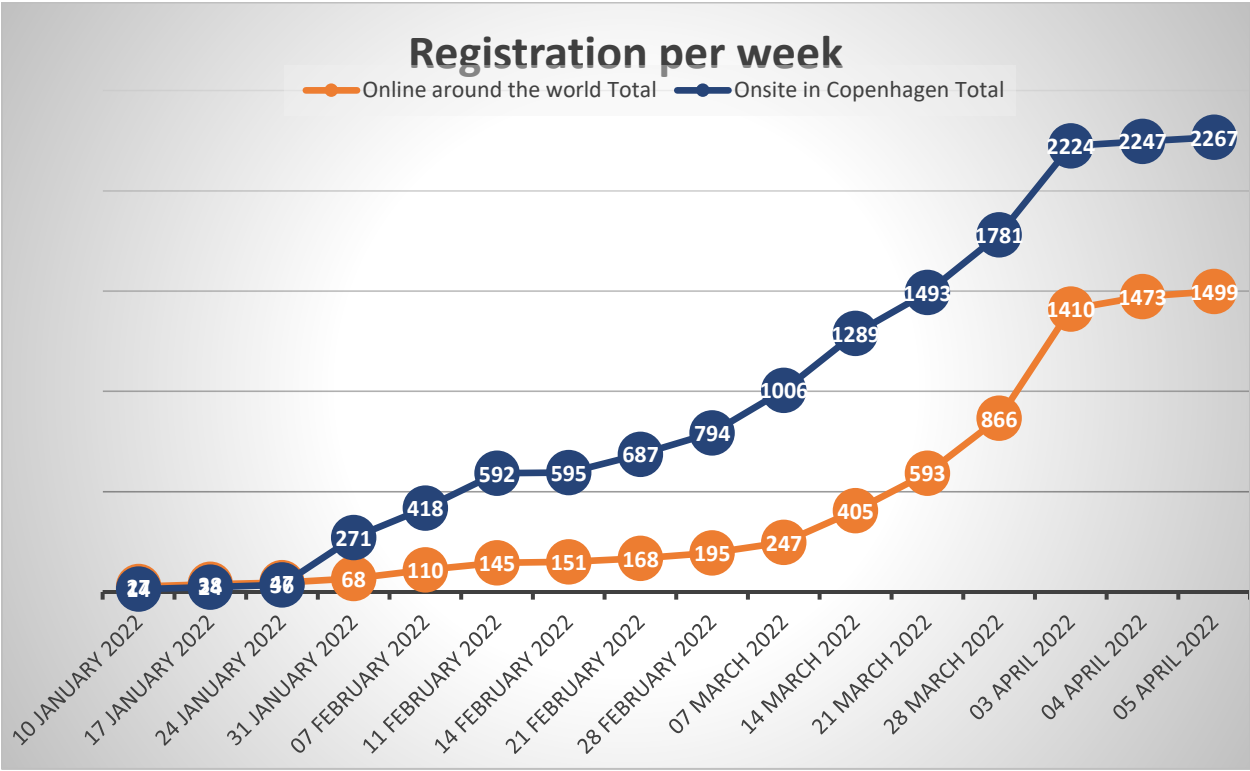
EHRA 2020 & 2021 are not represented as the events were digital. The figures represented here are for onsite audience only.

3. REGISTRATION & PARTICIPATION

3.1. Registration Overview

	Barcelona	Lisbon	Online	Copenhagen & Online	Difference
	2018	2019	2021	2022	2021/2022
Active delegates	2,722	3,715	3,130	3,735	+605
Press	18	25	25	30	+5
Exhibitors	1,175	1,812	94	1,015	+921
Total	3,915	5,552	3,249	4,780	+1.531

A total of 3,765 delegates and press registered (40% online and 60% onsite) from 96 countries. In addition to these registrations, there are 1,015 Exhibitors and 141 inactivated vouchers corresponding to groups: 76 online and 65 onsite) that are not taken into account in the charts below.



3.2. Registration by origin

Registration TOP 10

Country	Copenhagen 2022
Italy	221
Netherlands (The)	213
Germany	188
France	156
Spain	155
Denmark	127
UK	124
United States of America	114
Belgium	87
Switzerland	83

Country	Online 2022
Ukraine	303
Germany	128
UK	87
Philippines	84
Netherlands (The)	83
United States of America	52
Italy	47
Turkey	42
Portugal	41
Greece	38

Registrations by country

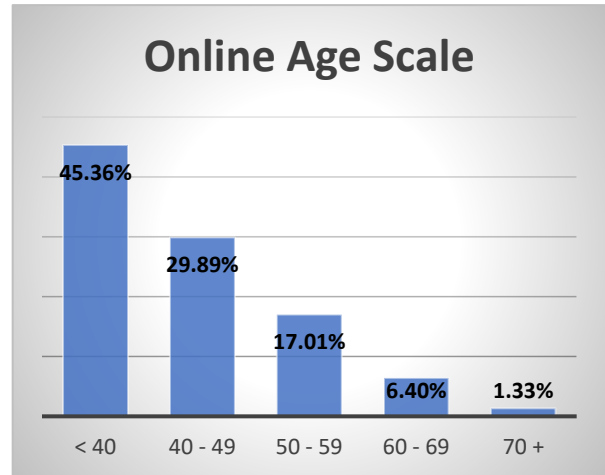
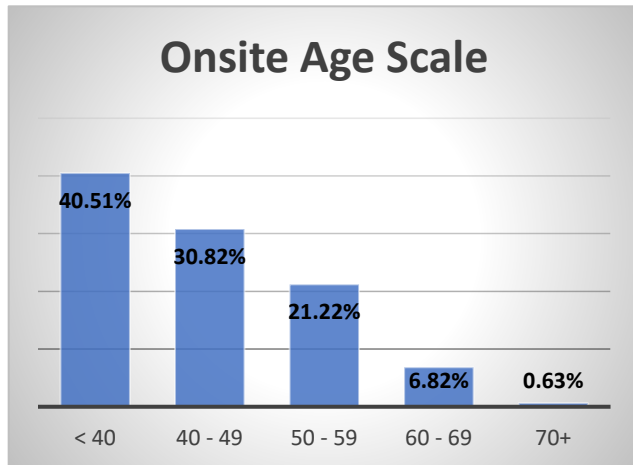
Country	Onsite	Online	Total	Country	Onsite	Online	Total
Germany	188	128	316	Armenia	2	7	9
Ukraine	9	303	312	India	3	6	9
Netherlands (The)	213	83	296	Mexico	3	5	8
Italy	221	47	268	Bosnia and Herzegovina	7	1	8
UK	124	87	211	Hong Kong	1	7	8
Spain	155	34	189	Colombia	3	4	7
France	156	33	189	Argentina	6	1	7
United States of America	114	52	166	Macao	0	7	7
Denmark	127	14	141	Kazakhstan	6	0	6
Switzerland	83	30	113	Malta	4	2	6
Belgium	87	21	108	Belarus	1	3	4
Greece	50	38	88	Ecuador	0	4	4
Portugal	43	41	84	Lebanon	1	3	4
Philippines	0	84	84	New Zealand	0	4	4
Poland	57	26	83	Viet Nam	0	3	3
Sweden	68	12	80	South Africa	2	1	3
Norway	65	14	79	Iraq	1	2	3
Austria	43	33	76	Cyprus	0	3	3
Turkey	28	42	70	Pakistan	1	1	2
Hungary	43	10	53	Nigeria	2	0	2
Romania	24	15	39	Tunisia	0	2	2
Czechia	34	5	39	Saudi Arabia	3	0	3
Lithuania	21	17	38	United Arab Emirates	1	1	2
Russian Federation	18	18	36	Algeria	3	0	3
Finland	18	17	35	Luxembourg	1	1	2
Croatia	29	3	32	Chile	0	2	2
Israel	26	6	32	Iceland	1	1	2
Thailand	4	25	29	Jordan	0	2	2
Slovakia	9	20	29	Palestine, State of	1	1	2
Canada	18	10	28	Syrian Arab Republic	0	1	1
Ireland	14	9	23	Kyrgyzstan	0	1	1
Taiwan	0	22	22	North Macedonia	1	0	1
Slovenia	19	3	22	Indonesia	0	1	1
Korea (Republic of)	1	19	20	Albania	1	0	1
Egypt	14	5	19	Monaco	0	1	1
Australia	6	13	19	Bahrain	0	1	1
Japan	1	16	17	Uruguay	1	0	1
China	4	12	16	Kuwait	0	1	1
Latvia	12	2	14	Korea (Democratic People's Republic of)	0	1	1
Serbia	10	3	13	Brunei Darussalam	0	1	1
Malaysia	4	10	14	Cambodia	0	1	1
Bulgaria	5	7	12	Curaçao	0	1	1
Estonia	12	0	12	French Guiana	0	1	1
Iran (Islamic Republic of)	5	7	12	Guatemala	1	0	1
Singapore	1	10	11	Guinea	1	0	1
Uzbekistan	8	2	10	Martinique	1	0	1
Georgia	10	0	10	Oman	0	1	1
Brazil	4	6	10	Uganda	0	1	1

3.3. Delegate profile

Statistics are based on information given on participant's My ESC Accounts. This information was not available for all the registered delegates.

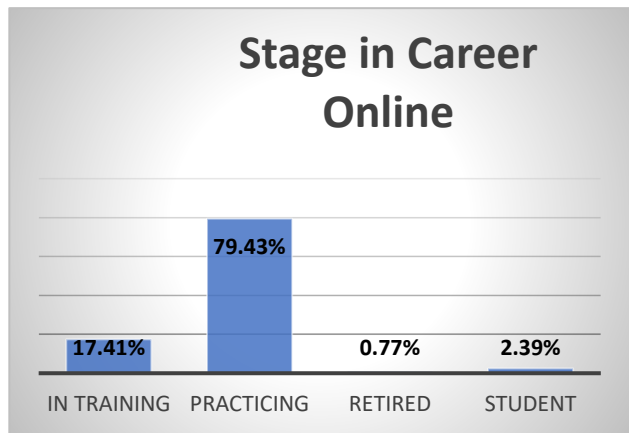
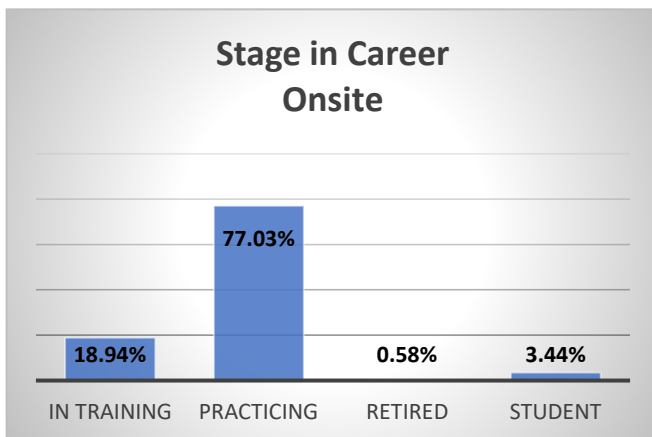
➤ Age Scale

Most of the registrants are aged under 40 years old.



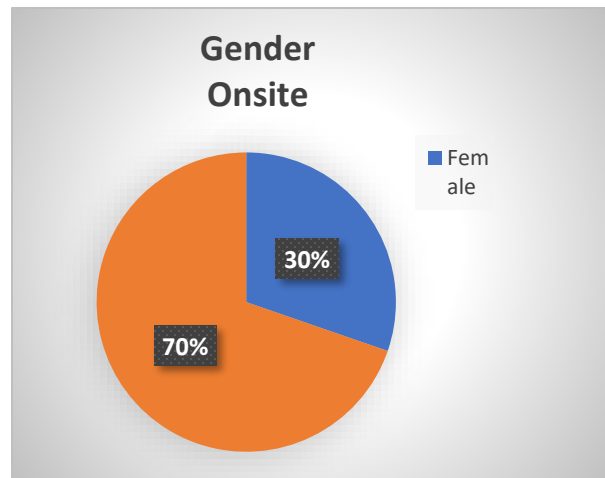
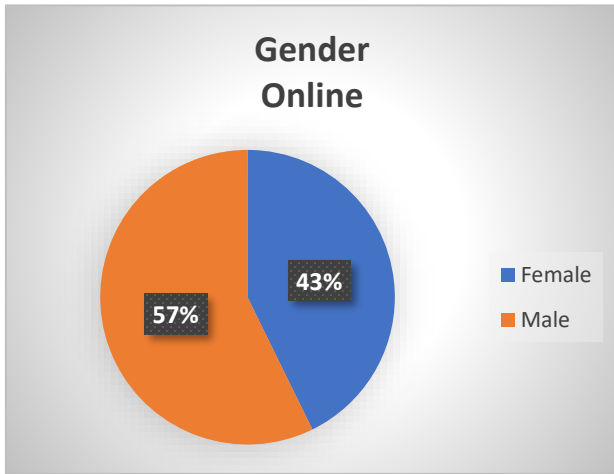
➤ Stage in Career

The majority of the registrants are practicing.



➤ Gender

The majority of the registrants are male.




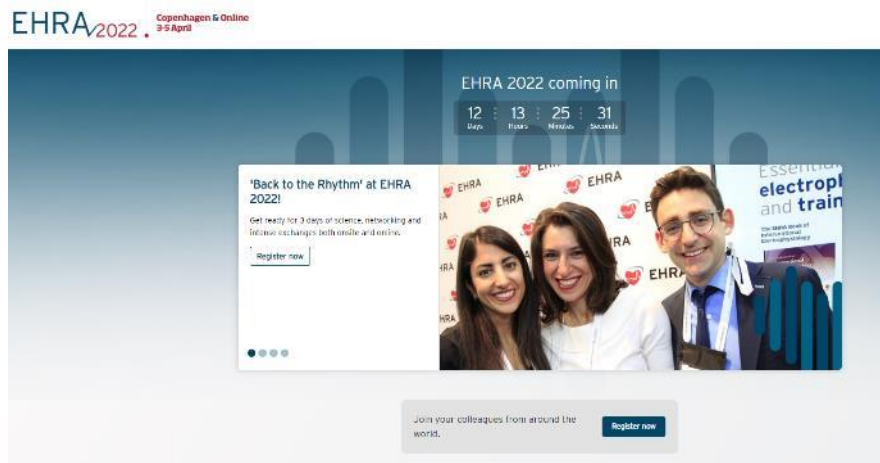
3.4. Exhibitor attendance

Congresses	Total
2017 Vienna	1979
2018 Barcelona	1646
2019 Lisbon	1812
2021 Online	94
2022 Copenhagen	1015

4. EVENT PLATFORM

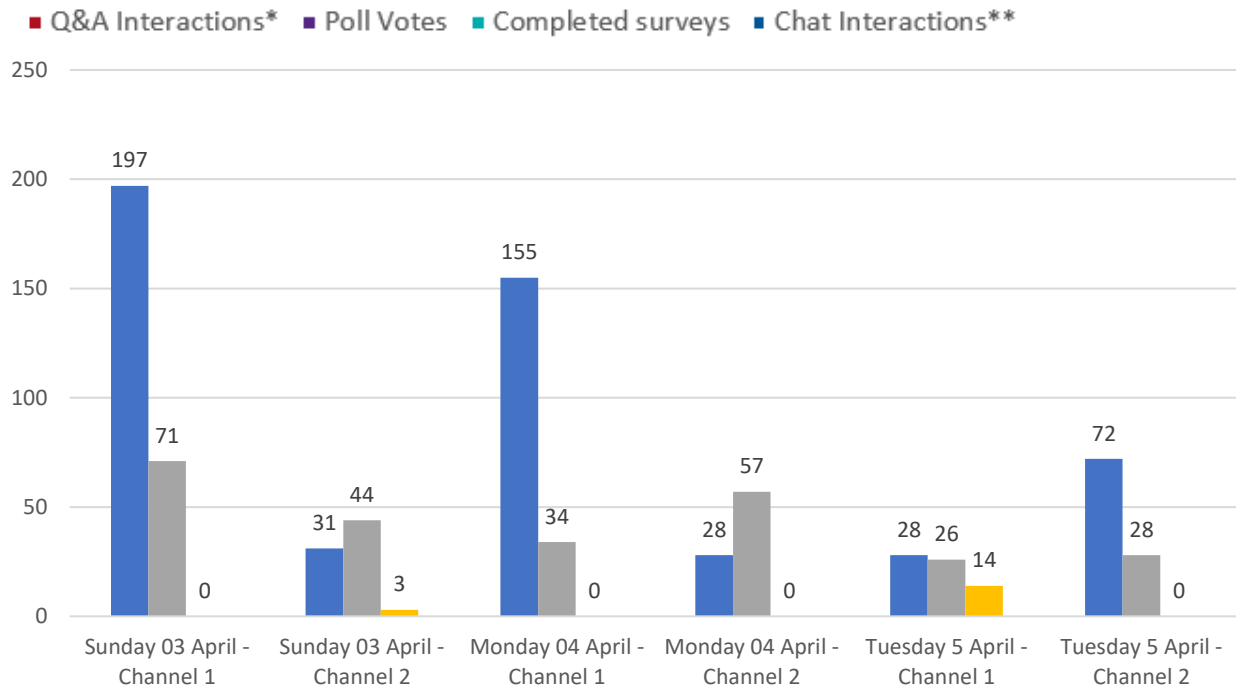
4.1. Platform

Online Platform Schedule	
Since November 2021	Open with Congress Programme
Monday 28 March	Abstract cards released
Saturday 2 April 2022 at 9 a.m.	ePosters available on the Research Gateway Online Platform open live (to all delegates)
Tuesday 3 May	Closing

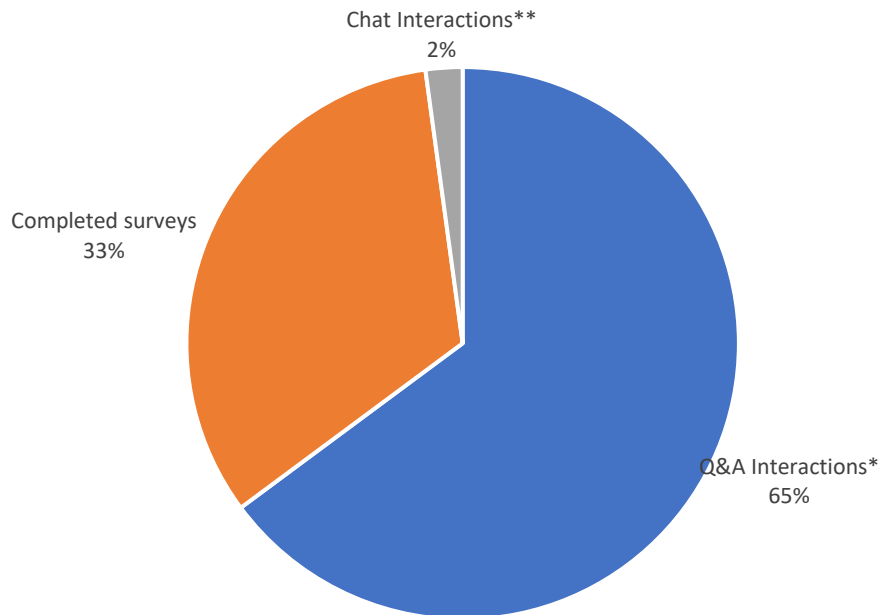


3 April 4 April 5 April Download The Programme At A Glance					
	ROOM 1	ROOM 2	ROOM 3	ROOM 4	ROOM 5
08:00					
08:30	08:20 <small>(20mins)</small> Online EHRA scientific documents 2022	08:20 <small>(20mins)</small> Online Meet the experts from the EHRA Practical Guide on Digital Devices	08:20 <small>(20mins)</small> Young Investigator Award - Basic and Translational Science		08:20 <small>(20mins)</small> Atrial fibrillation (AF) clinical cases with focus on rhythm control and anticoagulation
09:00					
09:30		09:30 <small>(20mins)</small> Online Inaugural session and Honorary Lectures			
10:00					
10:30					
11:00	10:55 <small>(45mins)</small> Online Industry Session	10:55 <small>(45mins)</small> Online Industry Session	10:55 <small>(45mins)</small> Online New on atrial fibrillation	10:55 <small>(45mins)</small> Online News from ventricular ablation	10:55 <small>(45mins)</small> Online Sports and genetics in EP
11:30					
12:00	11:50 <small>(20mins)</small> Online Ventricular tachycardia (VT) guidelines	11:50 <small>(20mins)</small> Online Precision medicine approach to atrial fibrillation (AF)	11:50 <small>(20mins)</small> Tips and tricks in syncope	11:50 <small>(20mins)</small> Postprocedural management of catheter ablation of atrial fibrillation (AF)	11:50 <small>(20mins)</small> EHRA 2022 Technology and Innovation

4.2. Interactions



Interactivity - General Statistics



4.3. Interludes

Different items were used to entertain the audience before, during (during breaks) and after the congress: waiting slides, session opens and promotional videos.

4.3.1. Slides (waiting, transition, technical)

These slides are used either at the beginning or at the end of the daily programme.

- Starting at 08:20 CEST (not visible to the audience)
- Starting at 08:30 CEST (not visible to the audience)
- Starting at 09:30 CEST (not visible to the audience)
- Starting at 09:40 CEST (not visible to the audience)
- Starting at 10:55 CEST (not visible to the audience)
- See you tomorrow
- Join us in Room 2 for the Inaugural Session
- Thank you / Access all resources here
- Save the date - 2023
- Transition slide

The technical slide was prepared for the ESC AV team and suppliers in case there is an issue with the video broadcast.

Code	Video title	Day 1 Sun. 3 Apr. Unique viewers	Day 2 Mon. 4 Apr. Unique viewers	Day 3 Tue. 5 Apr. Unique viewers	TOTAL Unique viewers	Occurrences
WS_1a	Waiting slide - Starting at 08:20 CEST	-	-	-	0	2
WS_1b	Waiting slide - Starting at 09:30 CEST	-	-	-	0	0
WS_1c	Waiting slide - Starting at 08:30 CEST	-	1	2	3	4
WS_1d	Waiting slide - Starting at 09:40 CEST	-	-	-	0	0
WS_1e	Waiting slide - Starting at 10:55 CEST	-	-	-	0	0
WS_2	Waiting slide - See you tomorrow	182	195	-	377	4
WS_3	Waiting slide - Thank you/Access resources	-	-	267	267	2
WS_4	Waiting slide - Join us in Room 2 for the Inaugural Session	82	-	-	82	1
WS_5	Waiting slide - Save the date - 2023	-	-	220	220	2

Code	Video title	Day 1 Sun. 3 Apr. Unique viewers	Day 2 Mon. 4 Apr. Unique viewers	Day 3 Tue. 5 Apr. Unique viewers	TOTAL Unique viewers	Occurrences
Techn_S	Waiting slide - Technical slide	-	-	-	-	0
Trans_S	Waiting slide - Transition slide	1,597	883	208	2,688	31

4.3.2. Interludes (promo videos) and daily countdowns

The following videos were broadcasted between scientific sessions to promote ESC content/products.

Code	Video title	Video duration (hh:mm:ss)	Day 1 Thu. 9 Dec. Unique viewers	Day 2 Fri. 10 Dec. Unique viewers	Day 3 Sat. 11 Dec. Unique viewers	TOTAL Unique viewers	Occurrences
Inter_1	EHRA corpo-membership	00:00:37	1,429	949	436	2,814	23
Inter_2	EHRA Patient website	00:00:33	1,023	663	325	2,011	20
Inter_3	EHRA – Afibmatters - updated version for EHRA 2022	00:00:55	1,172	344	328	1,844	14
Inter_4	EHRA – Key messages - updated version for EHRA 2022	00:00:23	901	392	274	1,567	14
Inter_5	EHRA – Education offer - updated version for EHRA 2022	00:00:55	783	633	200	1,616	12
Inter_6	ESC 365	00:01:09	779	325	433	1,537	14
Inter_7	ESC Pocket GL app	00:00:54	627	208	191	1,026	10
Inter_8a	Stay tuned - The next session will start soon	00:03:00	2,268	2,243	523	5,034	31
Inter_8b	Time for a break - We will be back at 18:05 CEST	00:03:00	306			306	2
Inter_8c	Time for a break - We will be back at 11:05 CEST	00:03:00				0	3
Inter_8d	Time for a break - We will be back at 10:55 CEST	00:03:00	181			181	1
Inter_8e	Time for a break - We will be back at 18:15 CEST	00:03:00		204		204	1
Inter_8f	Time for a break - We will be back at 14:05 CEST	00:03:00			329	329	2
Inter_8g	Time for a break - We will be back at 12:00 CEST	00:03:00		532	252	784	4
Inter_8h	Time for a break - We will be back at 15:45 CEST	00:03:00	146			146	1
Inter_8i	Time for a break - We will be back at 15:55 CEST	00:03:00		125		125	1

Code	Video title	Video duration (hh:mm:ss)	Day 1 Thu. 9 Dec. Unique viewers	Day 2 Fri. 10 Dec. Unique viewers	Day 3 Sat. 11 Dec. Unique viewers	TOTAL Unique viewers	Occurrences
Inter_8j	Time for a break - We will be back at 13:55 CEST	00:03:00	146			146	2
Inter_8k	Time for a break - We will be back at 18:25 CEST	00:03:00		100		100	1
Adv_Boston_1	Boston advert broadcast - 1	00:00:30	138			138	1
Adv_Boston_2	Boston advert broadcast - 2	00:00:30	218			218	2
Adv_Boston_3	Boston advert broadcast - 3	00:00:30	122			122	1
CD_1	Countdown video	00:05:02	102	142	96	340	6

4.3.3. Intro/outro

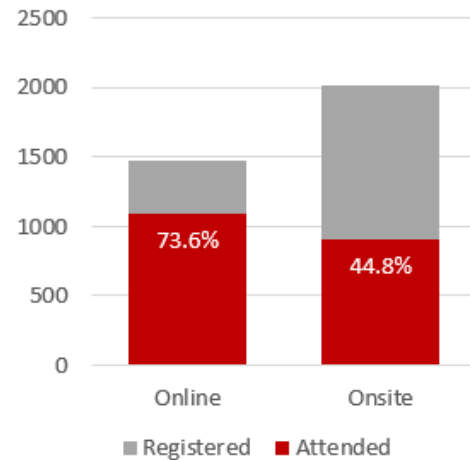
This intro video, as well as outro video and industry intro/outro, are used to introduce a session and frame it.

No stat is available as these videos are included in the whole session duration.

4.4. Online Platform Participation

THIS SECTION ONLY APPLIES TO THE ONLINE CONGRESS PLATFORM

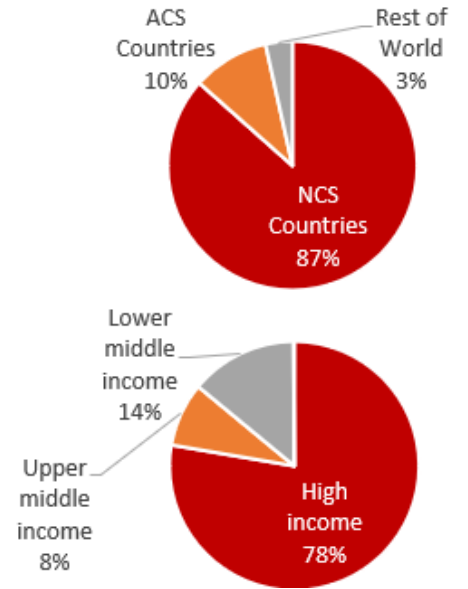
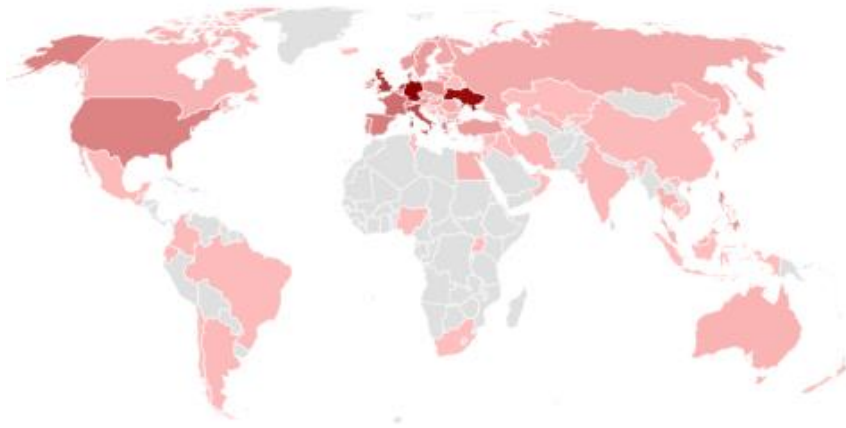
- **In total, 1,987 delegates** (57% of total registered delegates) logged on to the congress platform during the congress dates (between 3 to 5 April 2022) and watched live and/or on-demand sessions.
 - **1,084 (74% of total online registrations) online registered** delegates logged onto the platform to watch live or on-demand content on congress dates
 - **903 (45% of total onsite registrations) of onsite registered** delegates logged onto the platform to watch live or on-demand content on congress dates



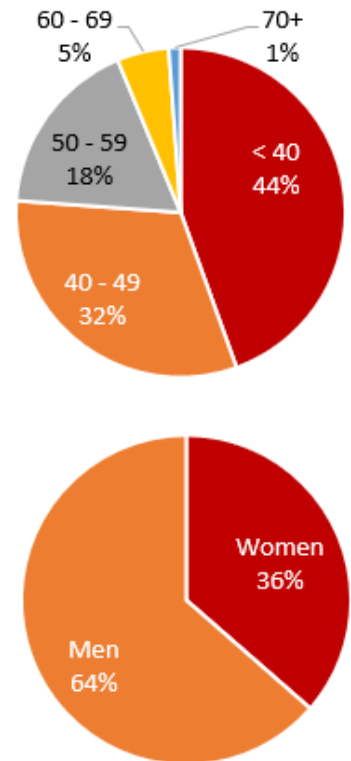
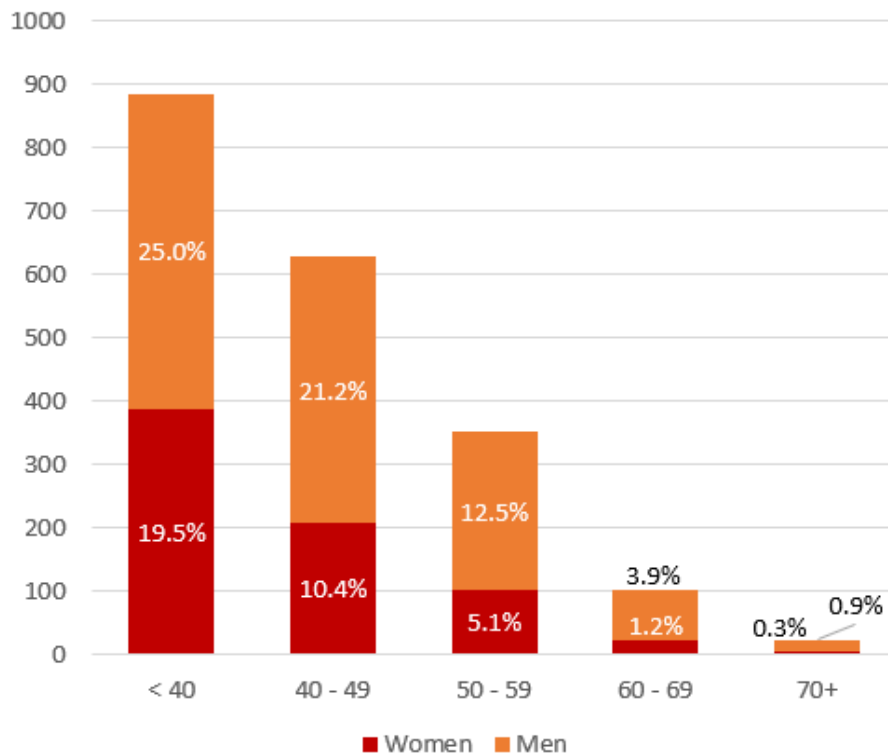
Attendee profiles

- **1,987** delegates from **86** countries/territories logged on to the congress platform during the congress times and watched live and/or on-demand sessions.
- **87%** from National Cardiac Society countries
- **10%** of delegates came from Affiliated Cardiac Society countries
- **3%** from rest of world countries

Top 10 countries	Delegates	% of total delegates
Germany	198	10.0%
Ukraine	187	9.4%
Netherlands (The)	154	7.8%
United Kingdom	140	7.0%
Italy	123	6.2%
France	84	4.2%
Denmark	71	3.6%
Spain	67	3.4%
Switzerland	66	3.3%
United States	63	3.2%



- **44%** of online delegates were under 40
- **36%** of online delegates were women



- **56%** of online delegates were practising cardiology physicians
- **20%** of online delegates were students or in training

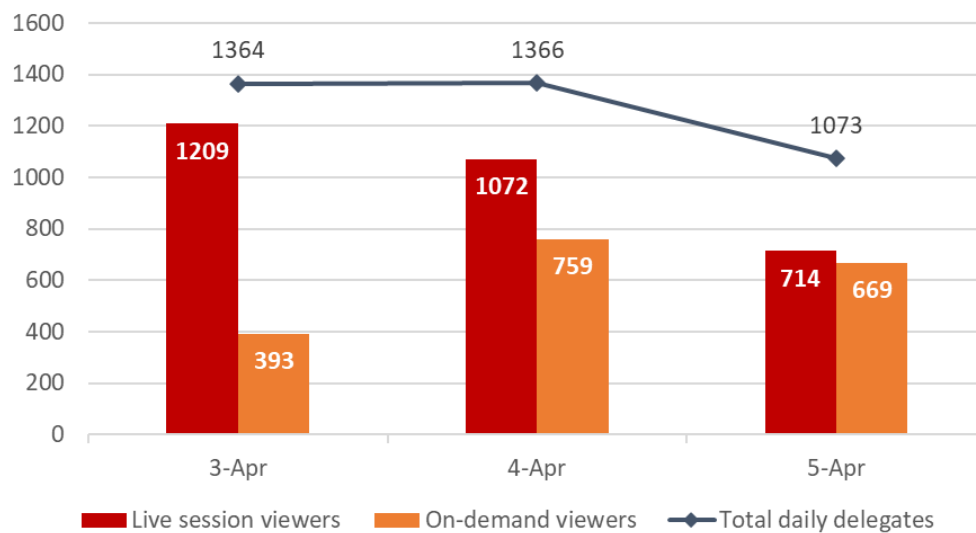
	Ignore	Student	In_Training	Practicing	Retired	Grand Total
Physician Cardiologist		10	291	1,107	11	1,419
Unknown	217	6	2	1		226
Other		25	13	98	1	137
Allied Professional		14	13	79		106
Physician (non-cardiologist)		4	27	50	1	82
Nurse			1	16		17
Grand Total	217	59	347	1,351	13	1,987

Live programme

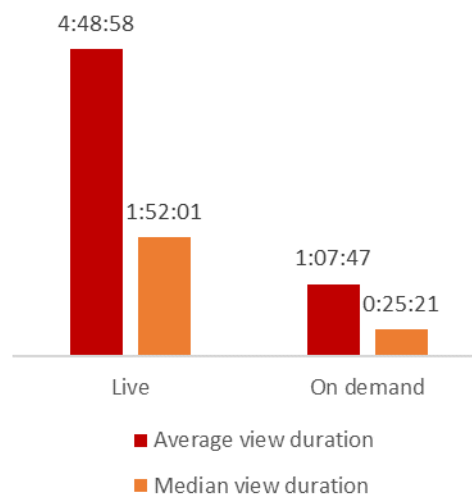
The live programme ran between 3rd-5th April 2022. A delegate is defined as someone logged in to the congress platform between these times

- **1,987 delegates** in total attended the live event online
 - **1,625** attended a live session broadcast
 - **1,200** watched on-demand content

	3-Apr	4-Apr	5-Apr	Grand Total
Live session viewers	1,209	1,072	714	1,625
On-demand viewers	393	759	669	1,200
Grand Total (unique delegates)	1,364	1,366	1,073	1,987



- **4:48:58** - The average time delegates spent watching live content online (median: 1:52 hours)
- **1:07:47** – the average amount of time delegates spent watching on-demand content (median: 25:21 mins)



- ‘Late Breaking Clinical Trials I - devices and prevention sudden cardiac death’ had the highest number of live attendees with **465 delegates** logging on to watch during the course of the broadcast and also the highest number of on demand viewers (**130**) during the congress dates.

	Live Viewers	VOD Viewers	Total Viewers
Late Breaking Clinical Trials I - devices and prevention sudden cardiac death	465	130	566
Inaugural session and Honorary Lectures	500	61	535
Ventricular tachycardia (VT) guidelines	510		510
The future in syncope treatment	474		474
Hein Wellens Memorial ECG session	392	87	460
Live case session: physiological pacing	372	102	453
EHRA scientific documents 2022	360	117	452
Innovations in implantable cardioverter-defibrillator (ICD) therapy: the extravascular ICD	374	27	398
Implementing trials in clinical practice	370	39	394
How to diagnose and treat ventricular tachycardias (VTs) in specific conditions	371	19	386
Pacemaker therapy in 2022: from conduction system to leadless pacing	340	47	378
Controversies in ventricular tachycardia (VT) ablation	373		373
Artificial intelligence and digital health for cardiac devices	318	30	341
Expert consensus statement on state of genetic testing for cardiac diseases	301	40	332
How to reduce infections in implantable cardiac devices?	294	37	328

Hybrid ablation: a new standard of care in long standing persistent atrial fibrillation?	316	9	324
Late Breaking Clinical Trials II - atrial fibrillation, news on ablation and sex differences	287	39	322
Live case session II: atrial fibrillation (AF) ablation	283	36	313
Primary prophylactic implantable cardioverter-defibrillator (ICD) implantation in this era with new heart failure therapies	270	48	308
Live case session I: ventricular tachycardia (VT) ablation	264	31	287
Conduction system pacing: ready for prime time?	263	24	282
How to ablate persistent atrial fibrillation (AF) beyond pulmonary vein isolation (PVI)	271	13	280
Precision medicine approach to atrial fibrillation (AF)	244	32	269
Live case session II: ventricular tachycardia (VT) ablation	240	22	260
Role of atrial appendage closure in stroke prevention	245	15	258

4.5. Video on Demand figures

VOD Period: 6/4/22 - 3/5/22

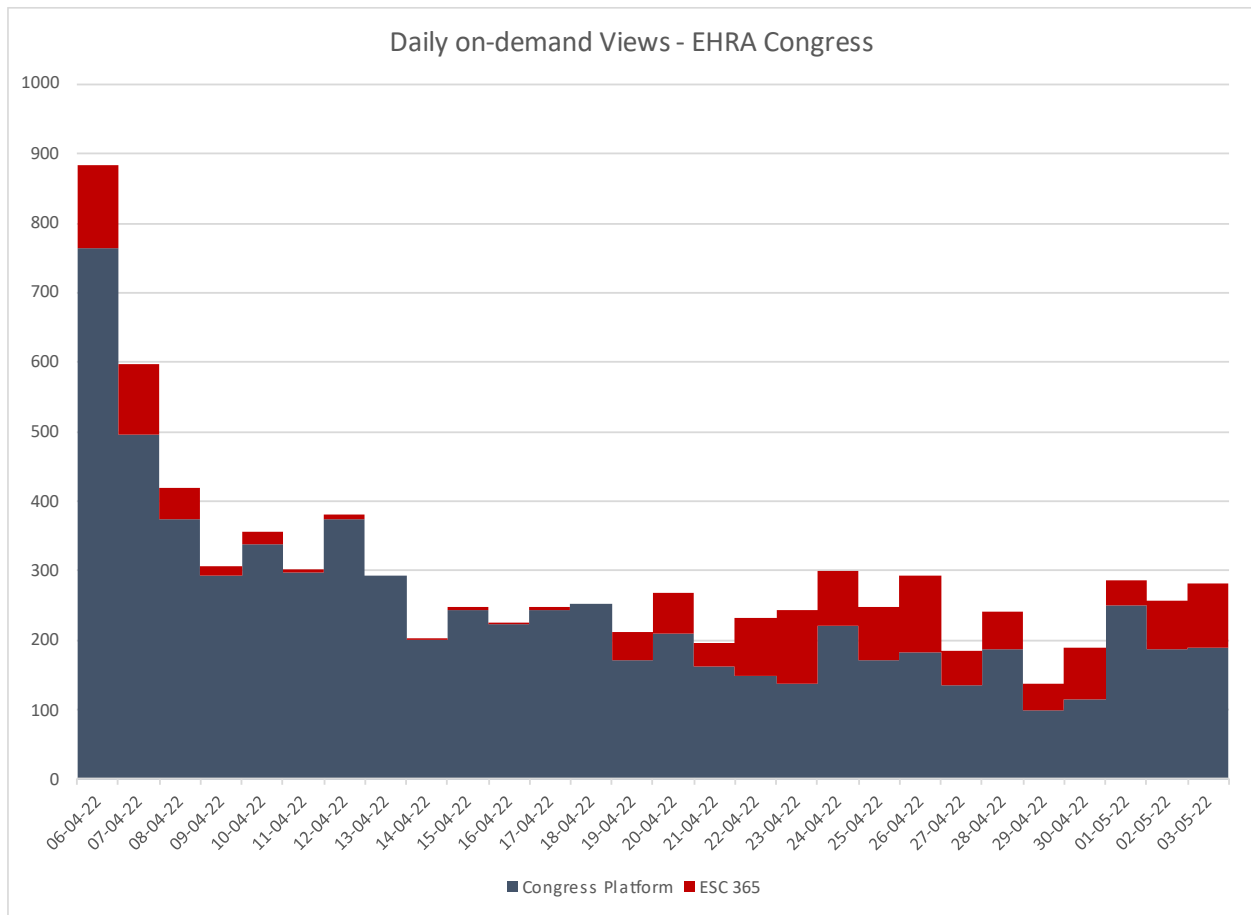
Total VOD Views: 8,284

Congress platform: 6,953 (83.9%)

ESC365: 1,331 (16.1%)

Date	Congress Platform	ESC 365	Country of visitors	Visitors
06-04-22	764	120	United States	538
07-04-22	495	103	Germany	458
08-04-22	374	45	Italy	339
09-04-22	293	14	France	327
10-04-22	338	17	United Kingdom	280
11-04-22	297	6	Netherlands	246
12-04-22	373	8	Spain	209
13-04-22	292		Denmark	178
14-04-22	201	1	Belgium	144
15-04-22	243	5	Poland	143
16-04-22	223	3	Switzerland	134
17-04-22	244	3	Japan	120
18-04-22	252		Ukraine	117
19-04-22	170	42		
20-04-22	210	59		
21-04-22	163	34		

22-04-22	149	84
23-04-22	137	106
24-04-22	220	80
25-04-22	171	76
26-04-22	182	110
27-04-22	135	49
28-04-22	186	55
29-04-22	99	38
30-04-22	115	74
01-05-22	251	36
02-05-22	187	70
03-05-22	189	93



Top VOD Sessions	ESC 365 Views	Congress platform views	Total Views
Latest science update	102	155	257
Modern approaches to the management of supraventricular tachycardias	17	236	253
How to manage cardiac resynchronisation therapy (CRT) challenges II	11	235	246
Conduction system pacing: ready for prime time?	8	212	220
Late Breaking Clinical Trials I - devices and prevention sudden cardiac death	5	202	207
EHRA scientific documents 2022	7	198	205
Late Breaking Clinical Trials II - atrial fibrillation, news on ablation and sex differences	7	170	177
ECG competition	7	168	175
Live case session: physiological pacing	3	162	165
Implementing trials in clinical practice	92	61	153
Tips and tricks in syncope	10	142	152
What the experts do when the first ventricular tachycardia (VT) ablation fails	7	137	144
Atrial fibrillation (AF) clinical cases with focus on rhythm control and anticoagulation	3	141	144
Pacemaker therapy in 2022: from conduction system to leadless pacing	8	121	129
How to perform challenging idiopathic ventricular tachycardia (VT)/premature ventricular contractions (PVC) ablation	3	123	126
Bootcamp on primary arrhythmia	5	118	123
How to diagnose and treat ventricular tachycardias (VTs) in specific conditions	7	112	119
Atrial fibrillation (AF) and heart failure (HF) in the digital era	3	111	114
Live case session III: atrial fibrillation (AF) ablation	4	109	113
Hein Wellens Memorial ECG session	2	107	109
How to manage cardiac resynchronisation therapy (CRT) challenges I	3	105	108
Optimising outcomes for atrial fibrillation patients undergoing cardiac interventions	1	107	108
Your worst nightmares in the lab: what to do and what not to repeat?	1	102	103
Lead extraction	3	99	102
Atrial fibrillation (AF) in HFrEF, HFmrEF and HFpEF: does it make any difference?	5	96	101
Precision medicine approach to atrial fibrillation (AF)	1	100	101
New insights into risk of sudden death during sport	5	93	98
News on supraventricular tachycardia	3	92	95
How to manage postural orthostatic tachycardia syndrome	7	86	93

5. INDUSTRY

5.1. Industry participation

Industry Sponsored Sessions at EHRA 2022 took place onsite and were livestreamed on the platform for the first time. Different packages were available for sponsors to purchase:

Satellite Symposia

- Onsite only
- Onsite live streamed (new!)
- Online only (new!)

Under this new format a total of 20 industry sponsored sessions were organised by 12 different sponsors:

- Onsite live streamed: A total of 13 Satellite Symposia
- Onsite only: A total of 7 Satellite Symposia
- Online only: no online only Satellite Symposia

Tutorials

Onsite Tutorials

Onsite live streamed Tutorials (new!)

Moreover, 8 Onsite Tutorials were organised by 5 different sponsors.

Exhibition

- Exhibition space (Onsite)
- Dedicated Exhibitor page (Online)
- Virtual listing (Online)

Online Exhibition:

2 dedicated exhibitor pages

7 virtual listings

Onsite exhibition was also a success with 1427 m² and 41 exhibitors.